6 responses

nary

What campus do you/your child attend?

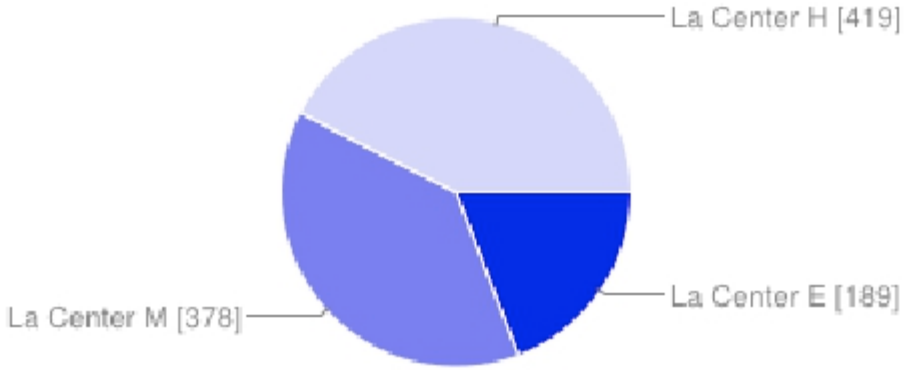

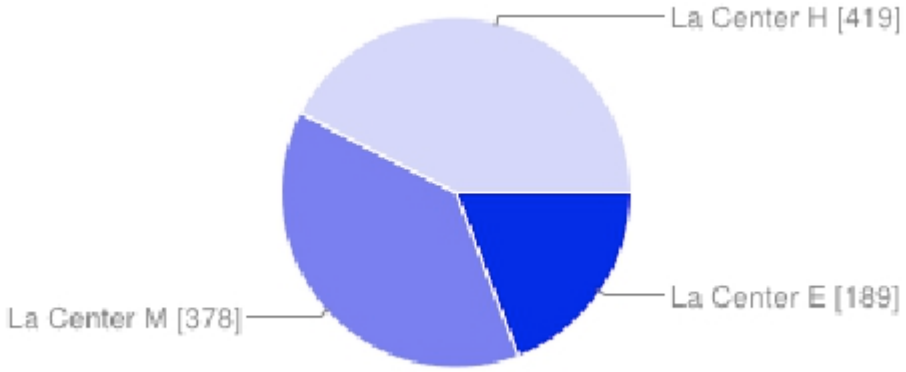

La Center Elementary School	**189**	19%
La Center Middle School	**378**	38%
La Center High School	**419**	42%
La Center Elementary School	**189**	19%
La Center Middle School	**378**	38%
La Center High School	**419**	42%

La Center Elementary School

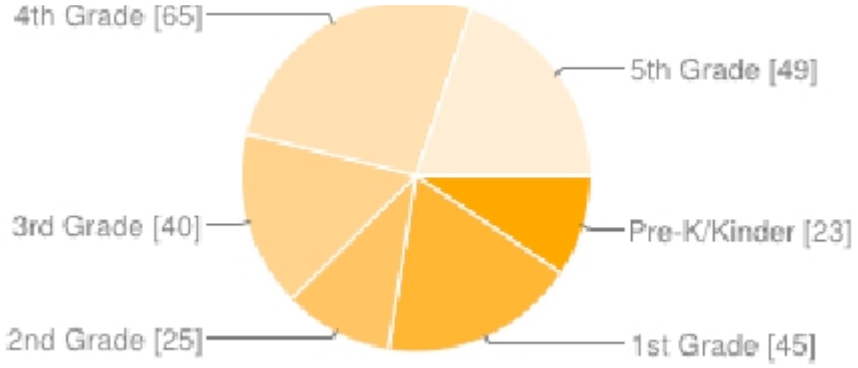

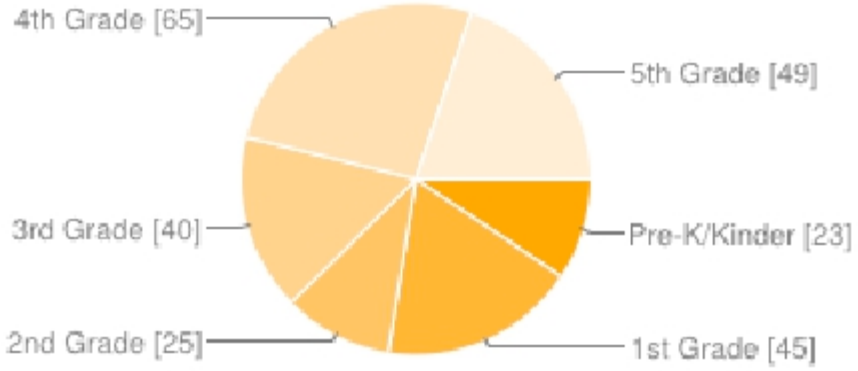

Pre-K/Kindergarten	**23**	9%
1st Grade	**45**	18%
2nd Grade	**25**	10%
3rd Grade	**40**	16%
4th Grade	**65**	26%
5th Grade	**49**	20%
Pre-K/Kindergarten	**23**	9%
1st Grade	**45**	18%
2nd Grade	**25**	10%
3rd Grade	**40**	16%
4th Grade	**65**	26%
5th Grade	**49**	20%

Does your child have internet access at home?

Yes	**221**	89%
No	**16**	6%
Partial	**10**	4%
Yes	**221**	89%
No	**16**	6%

Do you have a computer that your child is able to use at home?

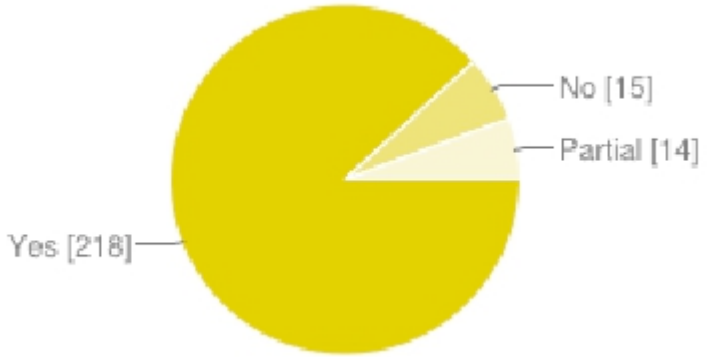

Yes	**218**	88%
No	**15**	6%
Partial	**14**	6%
Yes	**218**	88%
No	**15**	6%
Partial	**14**	6%

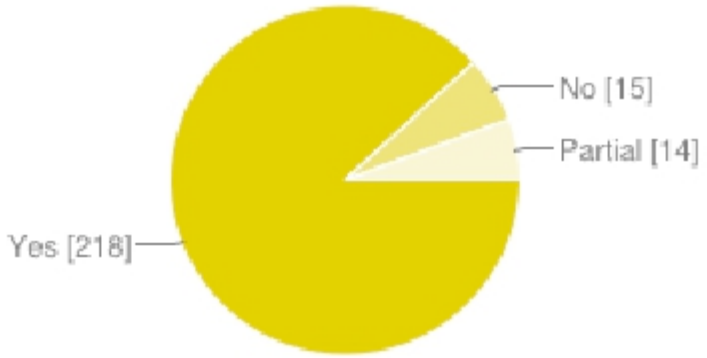

Does your child have their own computer?

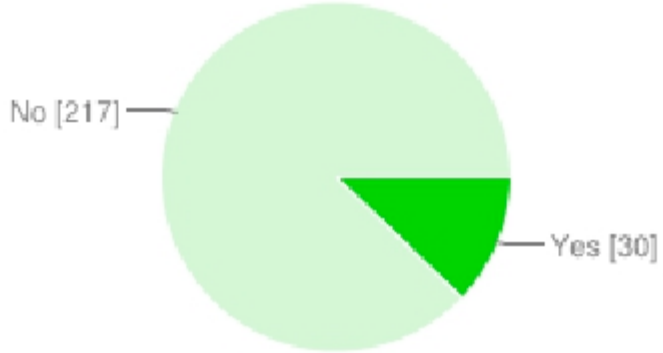

Yes	**30**	12%
No	**217**	88%
Yes	**30**	12%
No	**217**	88%

Does your child own a "smart device?"

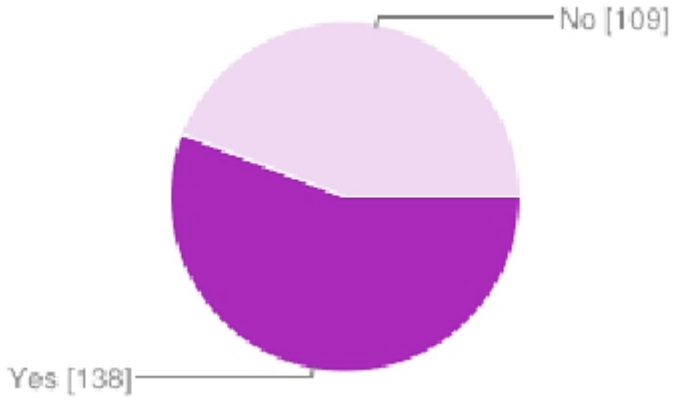

Yes	**138**	56%
No	**109**	44%
Yes	**138**	56%
No	**109**	44%

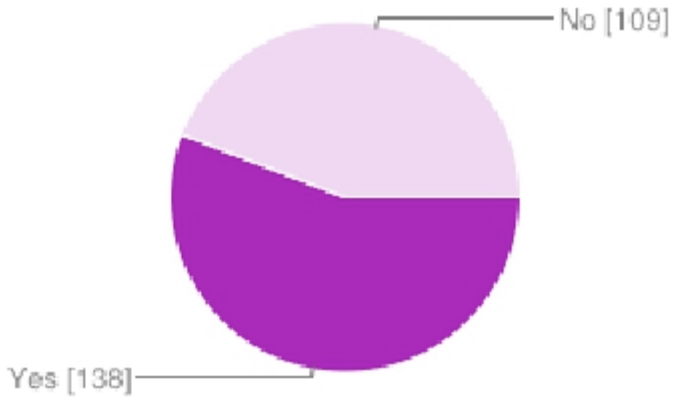

What operating systems are available for your child to use?

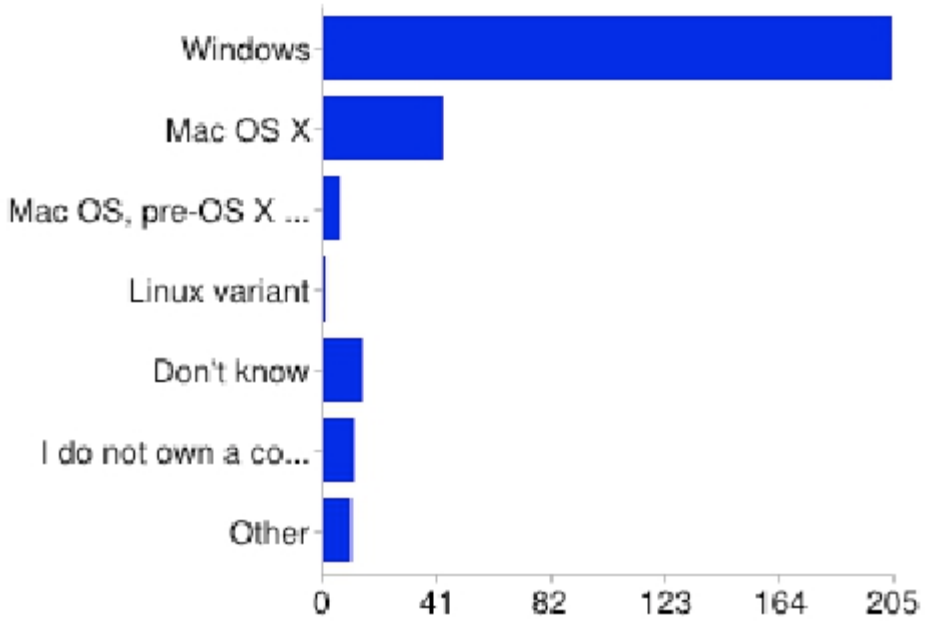

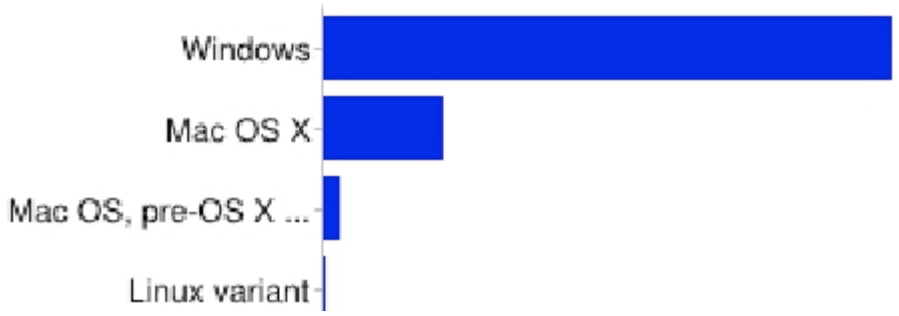

Windows	**204**	71%
Mac OS X	**43**	15%
Mac OS, pre-OS X (8, 9)	**6**	2%
Linux variant	**1**	0%
Don't know	**14**	5%
I do not own a computer	**11**	4%
Other	**10**	3%

Windows	**204**	71%
Mac OS X	**43**	15%
Mac OS, pre-OS X (8, 9)	**6**	2%
Linux variant	**1**	0%
Don't know	**14**	5%
I do not own a computer	**11**	4%
Other	**10**	3%

What form of devices are available to your student?

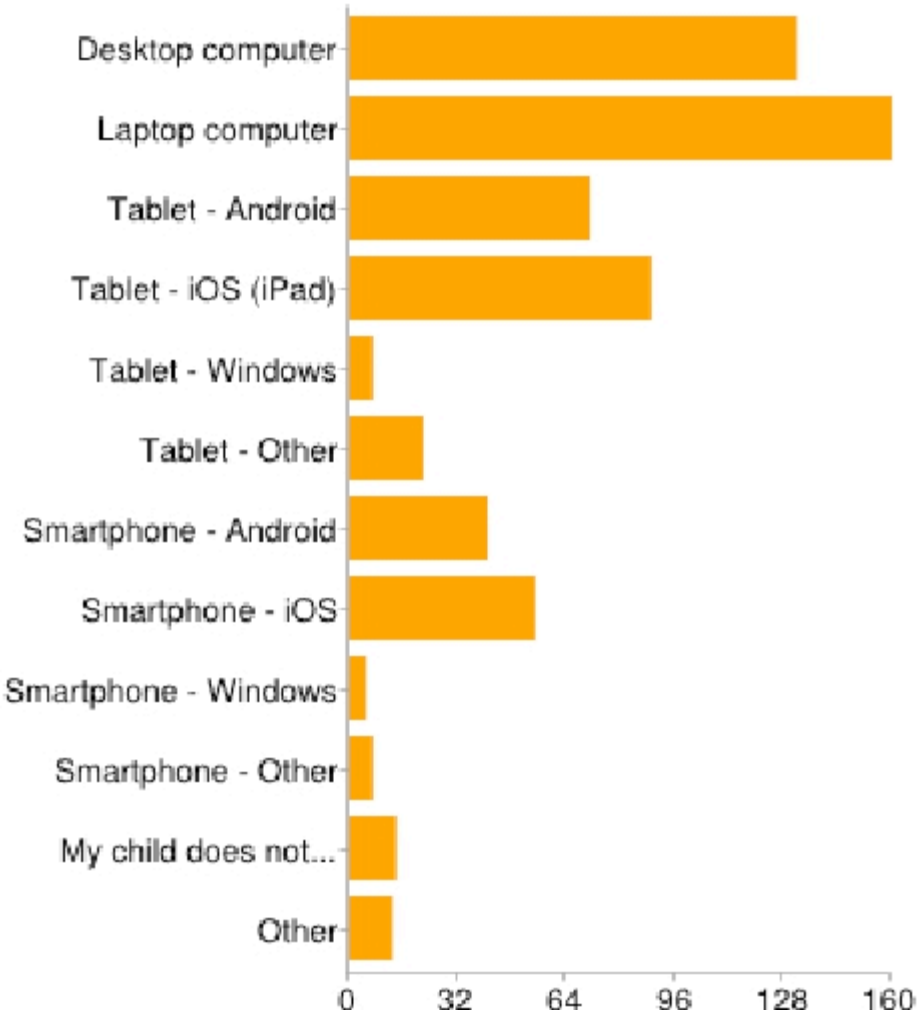

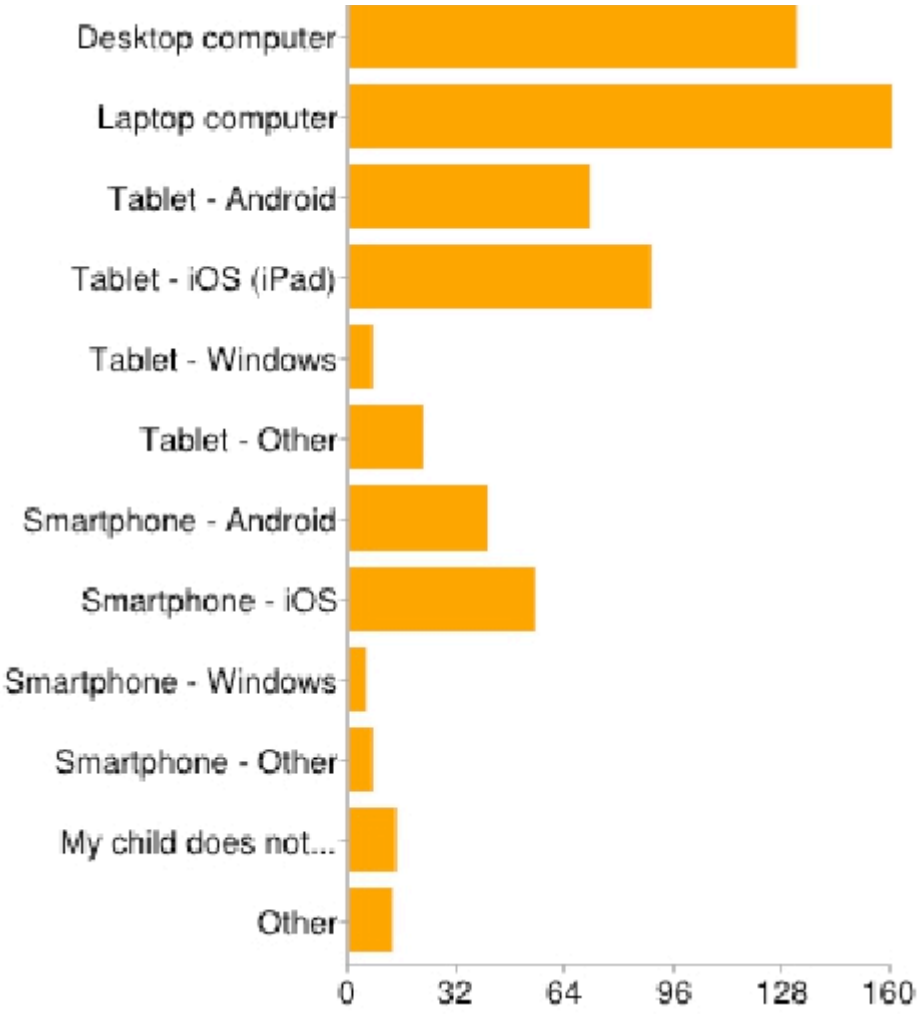

Desktop computer	**132**	21%
Laptop computer	**160**	26%
Tablet - Android	**71**	12%
Tablet - iOS (iPad)	**89**	14%
Tablet - Windows	**7**	1%
Tablet - Other	**22**	4%
Smartphone - Android	**41**	7%
Smartphone - iOS	**55**	9%
Smartphone - Windows	**5**	1%
Smartphone - Other	**7**	1%
My child does not have access to any of these devices	**14**	2%
Other	**13**	2%
Desktop computer	**132**	21%
Laptop computer	**160**	26%
Tablet - Android	**71**	12%
Tablet - iOS (iPad)	**89**	14%

Other	**13**	2%

La Center Middle School

What grade level is your child in?

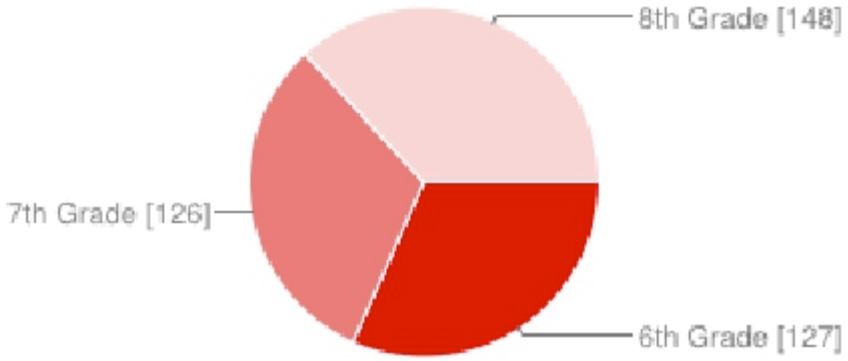

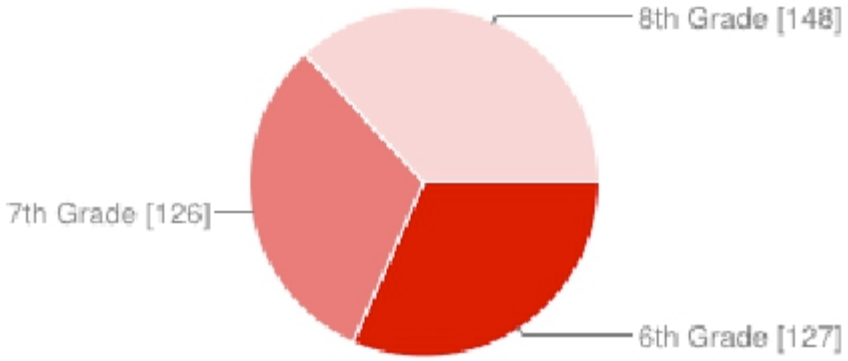

6th Grade	**127**	32%
7th Grade	**126**	31%
8th Grade	**148**	37%
6th Grade	**127**	32%
7th Grade	**126**	31%
8th Grade	**148**	37%

Does your child have internet access at home?

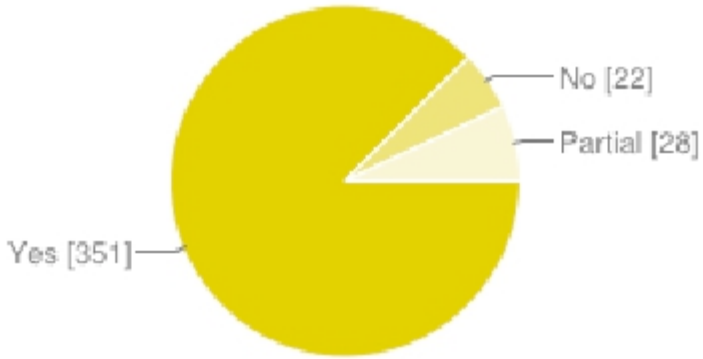

Yes	**351**	88%
No	**22**	5%
Partial	**28**	7%
Yes	**351**	88%
No	**22**	5%
Partial	**28**	7%

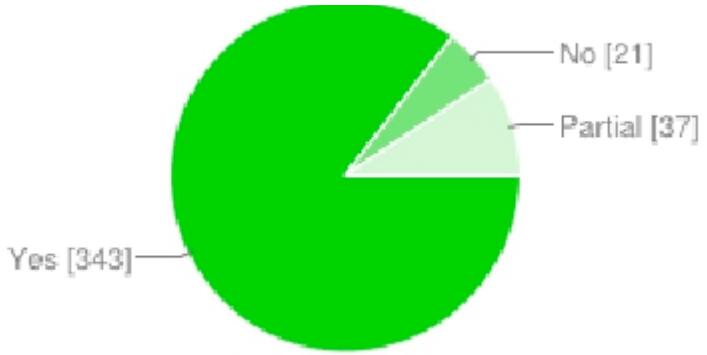

No	**21**	5%
Partial	**37**	9%
Yes	**343**	86%
No	**21**	5%
Partial	**37**	9%

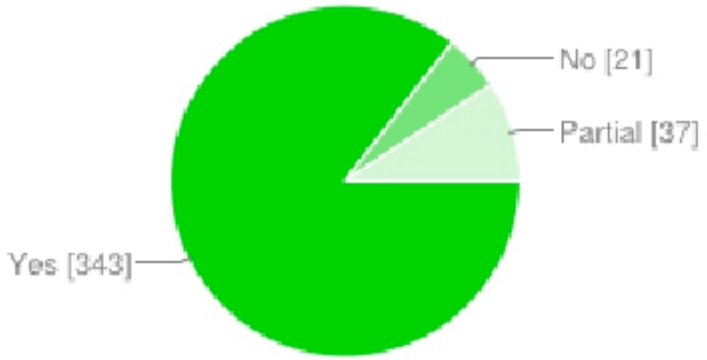

What operating systems are available for your child to use?

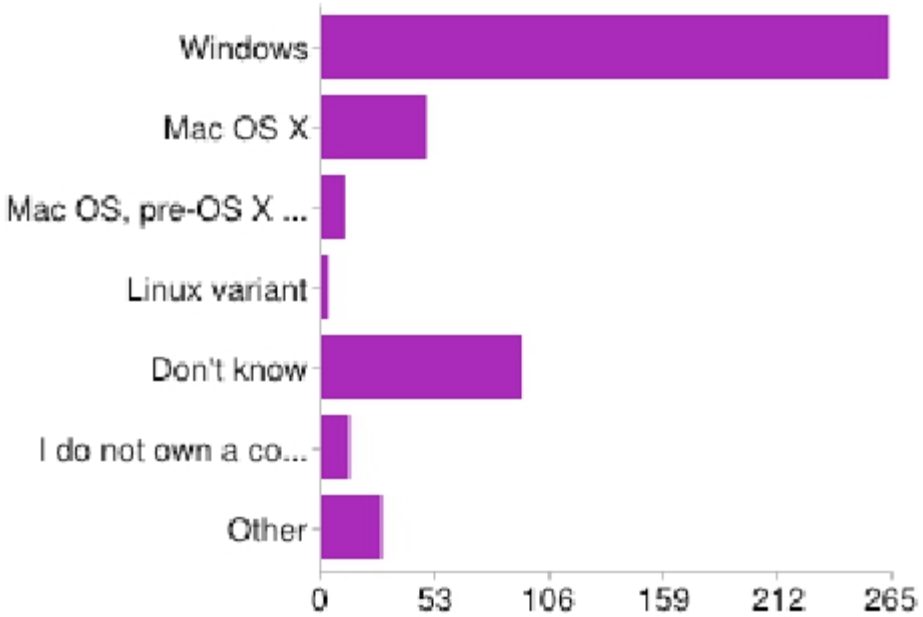

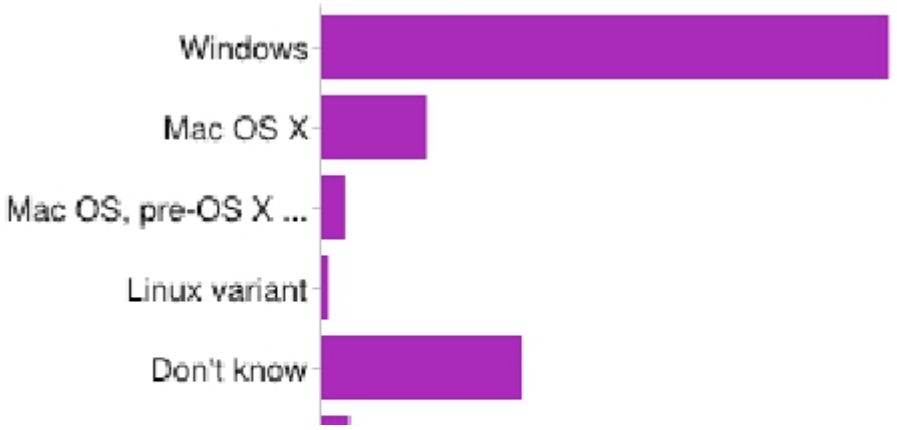

Mac OS, pre-OS X (8, 9)	**11**	2%
Linux variant	**3**	1%
Don't know	**93**	20%
I do not own a computer	**13**	3%
Other	**28**	6%
Windows	**263**	57%
Mac OS X	**49**	11%
Mac OS, pre-OS X (8, 9)	**11**	2%
Linux variant	**3**	1%
Don't know	**93**	20%
I do not own a computer	**13**	3%
Other	**28**	6%

Does your child have their own computer?

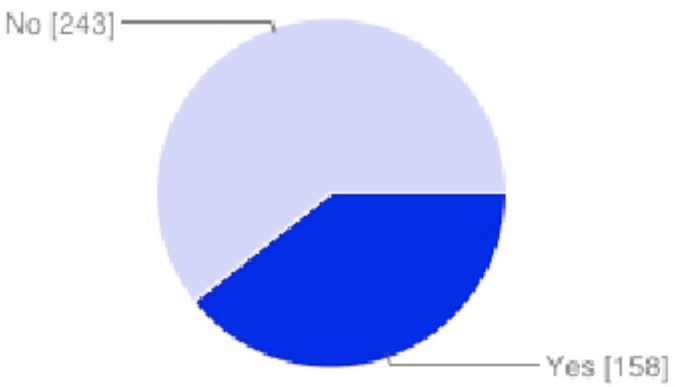

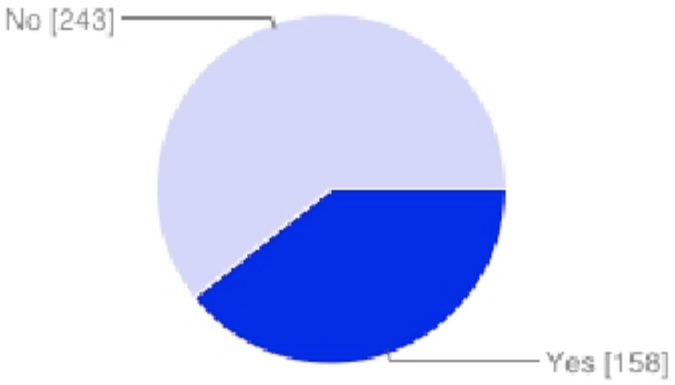

Yes	**158**	39%
No	**243**	61%
Yes	**158**	39%
No	**243**	61%

Does your child own a "smart device?"

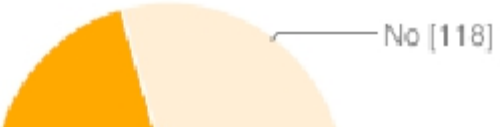

Yes	**283**	71%
No	**118**	29%
Yes	**283**	71%

What form of devices are available to your student

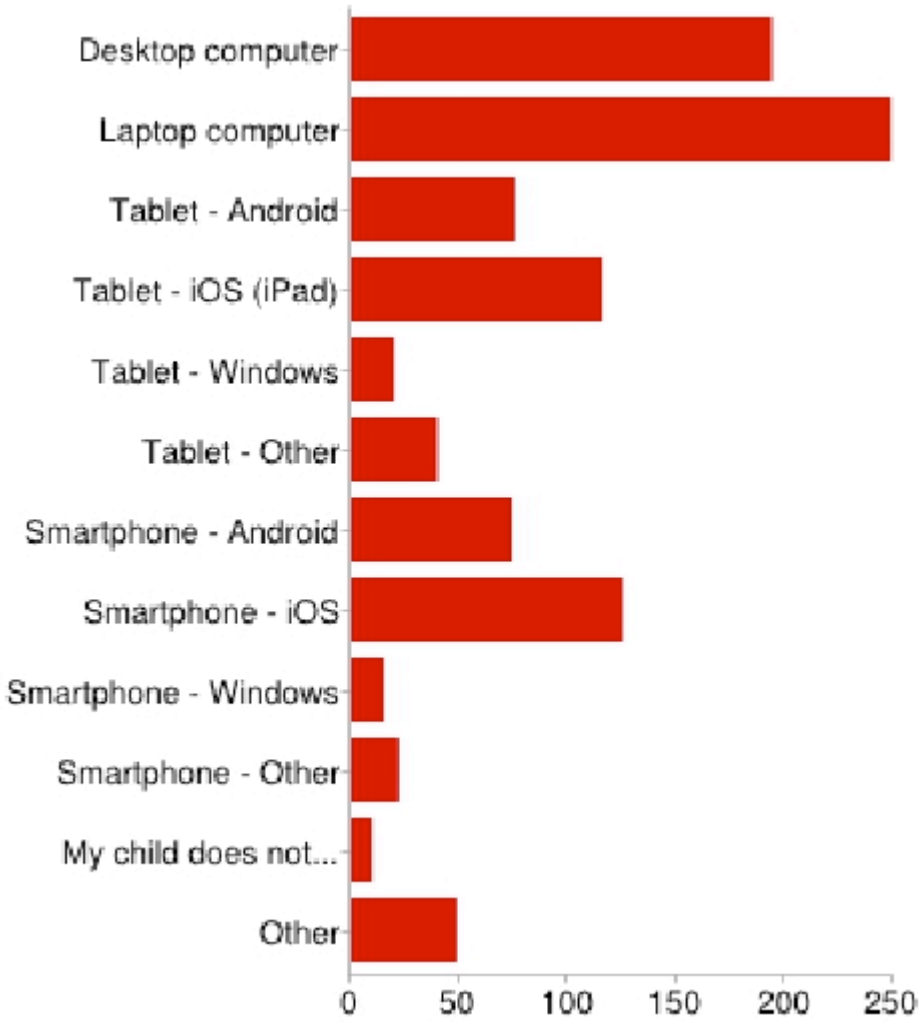

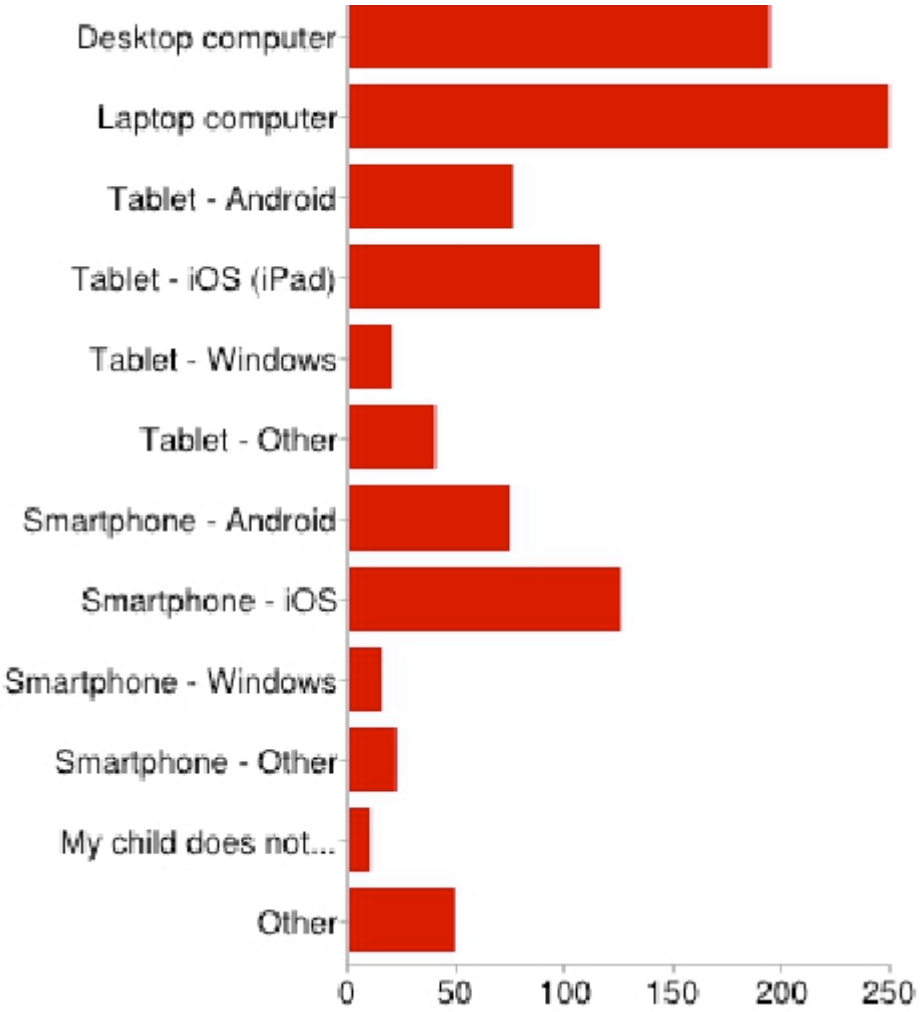

Desktop computer	**194**	20%
Laptop computer	**249**	25%
Tablet - Android	**76**	8%
Tablet - iOS (iPad)	**116**	12%
Tablet - Windows	**20**	2%
Tablet - Other	**40**	4%
Smartphone - Android	**74**	7%
Smartphone - iOS	**125**	13%
Smartphone - Windows	**15**	2%
Smartphone - Other	**22**	2%
My child does not have access to any of these devices	**10**	1%
Other	**49**	5%
Desktop computer	**194**	20%
Laptop computer	**249**	25%
Tablet - Android	**76**	8%
Tablet - iOS (iPad)	**116**	12%
Tablet - Windows	**20**	2%

Other	**49**	5%

La Center High School

What grade level is your child in?

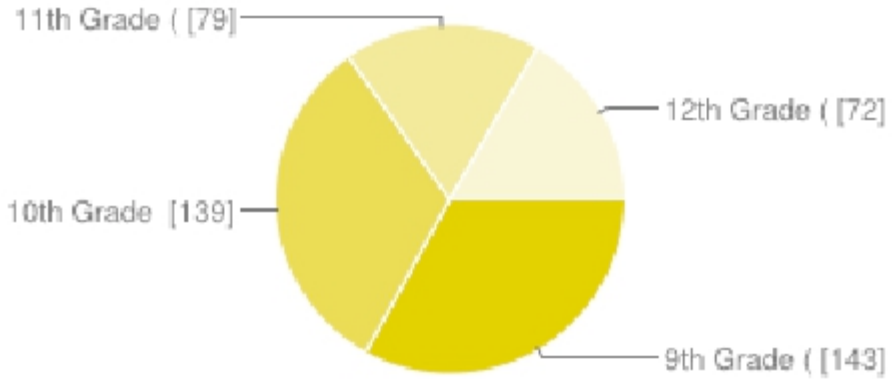

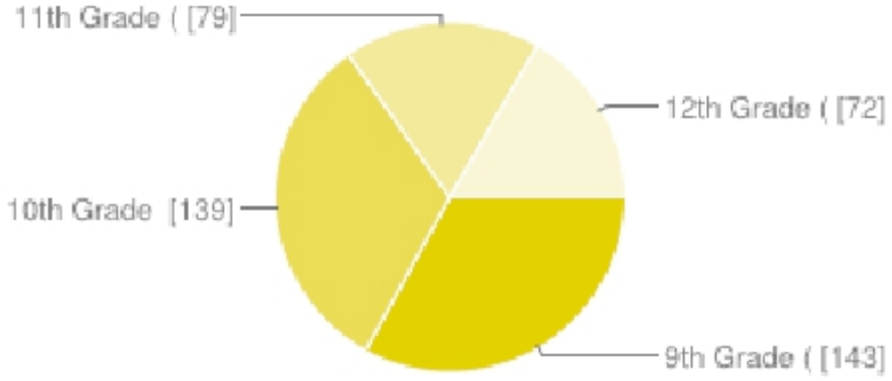

9th Grade (Freshman)	**143**	33%
10th Grade (Sophomore)	**139**	32%
11th Grade (Junior)	**79**	18%
12th Grade (Senior)	**72**	17%
9th Grade (Freshman)	**143**	33%
10th Grade (Sophomore)	**139**	32%
11th Grade (Junior)	**79**	18%
12th Grade (Senior)	**72**	17%

Does your child have internet access at home?

Yes	**393**	91%

Do you have a computer that your child is able to use at home?

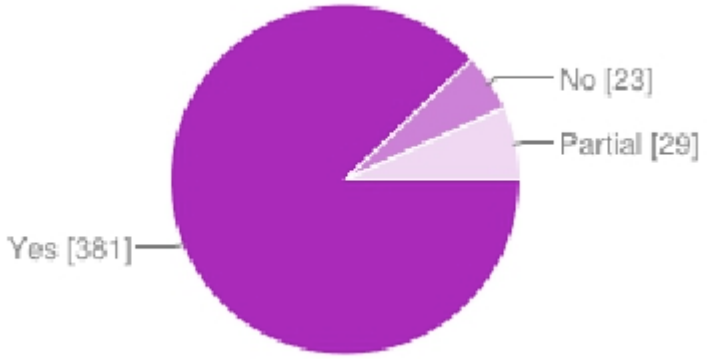

Yes	**381**	88%
No	**23**	5%
Partial	**29**	7%
Yes	**381**	88%
No	**23**	5%
Partial	**29**	7%

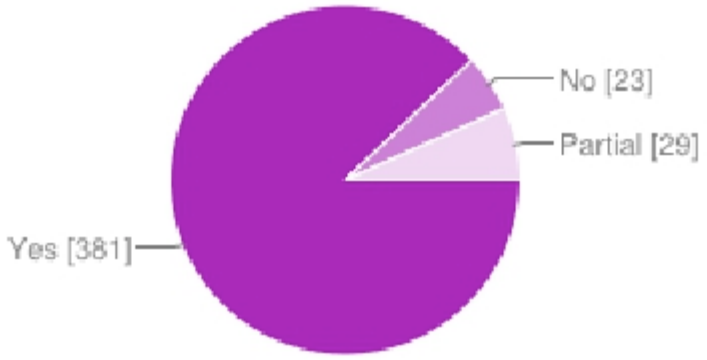

What operating systems are available for your child to use?

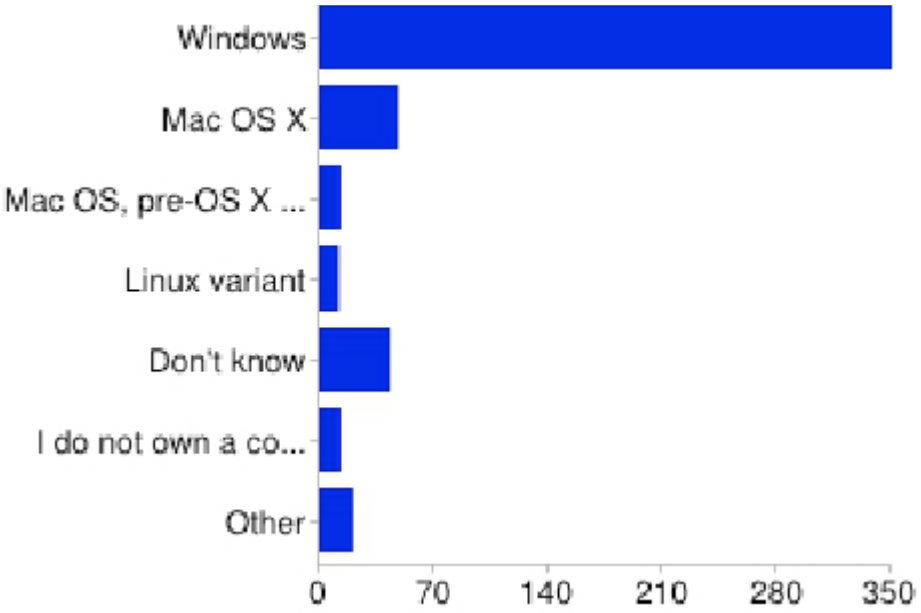

Windows	**350**	70%
Mac OS X	**48**	10%
Mac OS, pre-OS X (8, 9)	**13**	3%
Linux variant	**12**	2%
Don't know	**43**	9%
I do not own a computer	**13**	3%
Other	**21**	4%
Windows	**350**	70%
Mac OS X	**48**	10%
Mac OS, pre-OS X (8, 9)	**13**	3%
Linux variant	**12**	2%
Don't know	**43**	9%
I do not own a computer	**13**	3%
Other	**21**	4%

Does your child have their own computer?

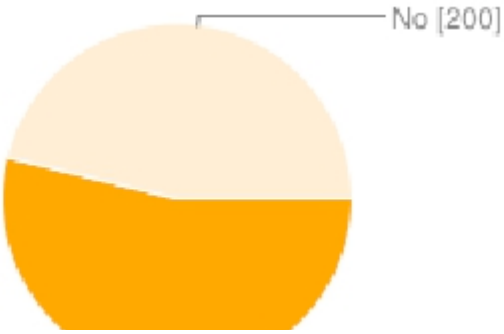

Yes	**233**	54%
No	**200**	46%
Yes	**233**	54%
No	**200**	46%

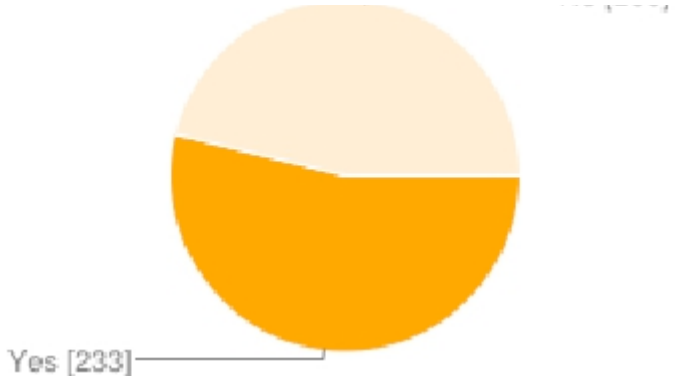

Does your child own a "smart device?"

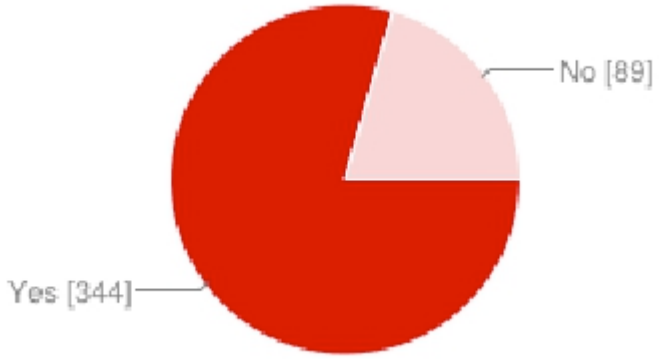

Yes	**344**	79%
No	**89**	21%
Yes	**344**	79%
No	**89**	21%

What form of devices are available to your student?

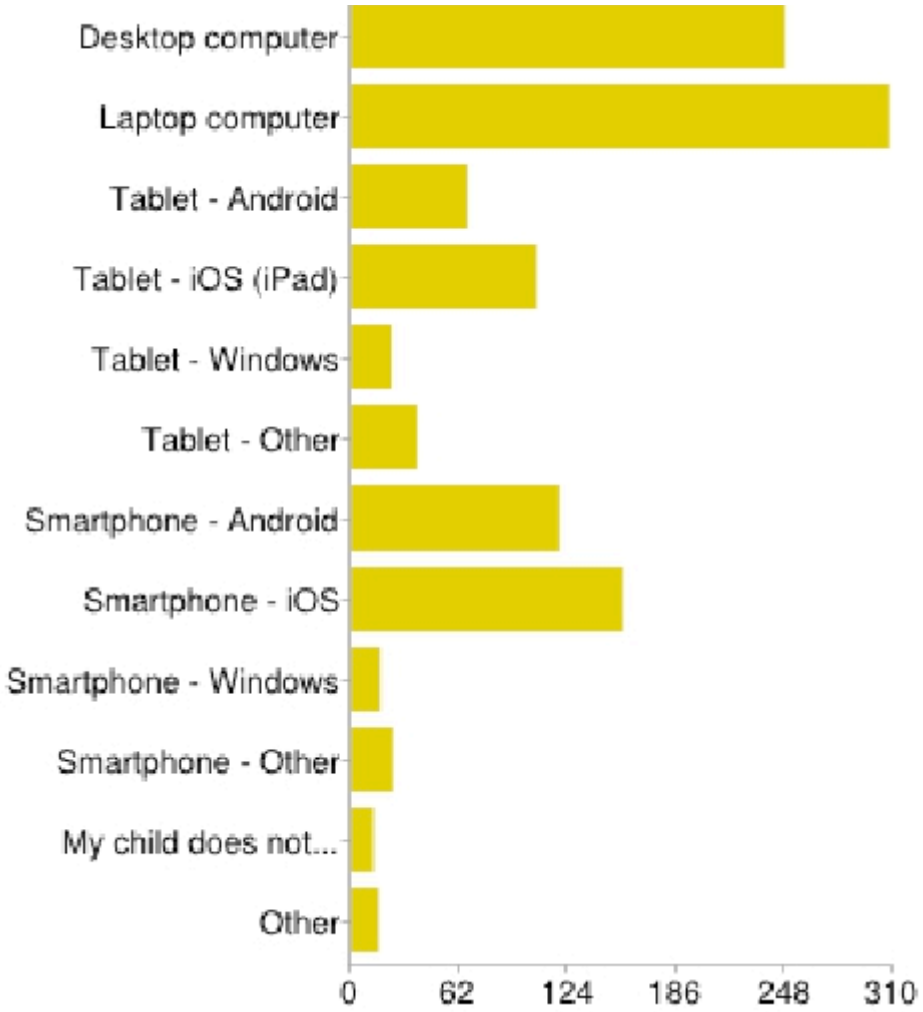
Desktop computer
Laptop computer
Tablet - Android
Tablet - iOS (iPad)
Tablet - Windows
Tablet - Other
Smartphone - Android
Smartphone - iOS
Smartphone - Windows
Smartphone - Other
My child does not...
Other
0
62
124
186
248
310

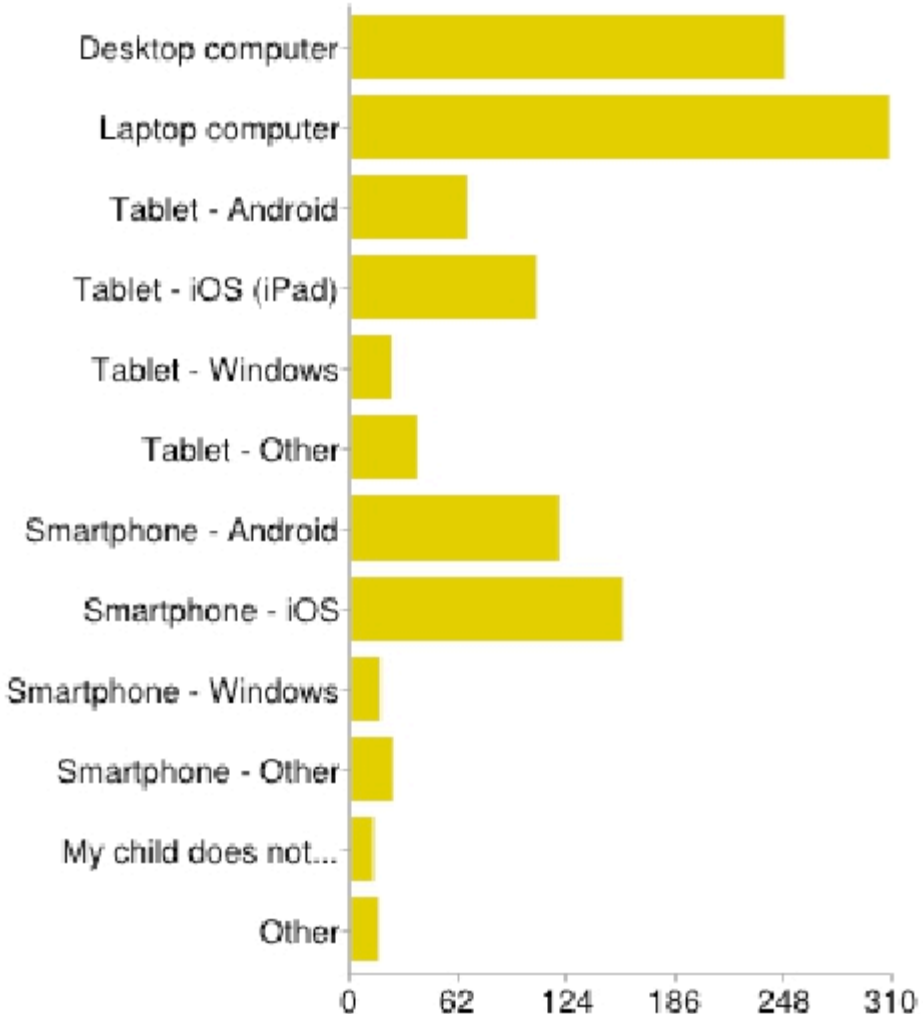
Desktop computer
Laptop computer
Tablet - Android
Tablet - iOS (iPad)
Tablet - Windows
Tablet - Other
Smartphone - Android
Smartphone - iOS
Smartphone - Windows
Smartphone - Other
My child does not...
Other
0
62
124
186
248
310

Tablet - Other	**38**	3%
Smartphone - Android	**119**	10%
Smartphone - iOS	**155**	14%
Smartphone - Windows	**17**	1%
Smartphone - Other	**24**	2%
My child does not have access to any of these devices	**13**	1%
Other	**16**	1%
Desktop computer	**248**	22%
Laptop computer	**308**	27%
Tablet - Android	**67**	6%
Tablet - iOS (iPad)	**106**	9%
Tablet - Windows	**23**	2%
Tablet - Other	**38**	3%
Smartphone - Android	**119**	10%
Smartphone - iOS	**155**	14%
Smartphone - Windows	**17**	1%
Smartphone - Other	**24**	2%
My child does not have access to any of these devices	**13**	1%
Other	**16**	1%

Do you have children at other campuses?



I have more children at other campuses. Please take me back to the campus selection screen.	**0**
I have no other children at other campuses, and have finished my responses.	**986**

Would you be interested in future contact with the school district about technology policy?

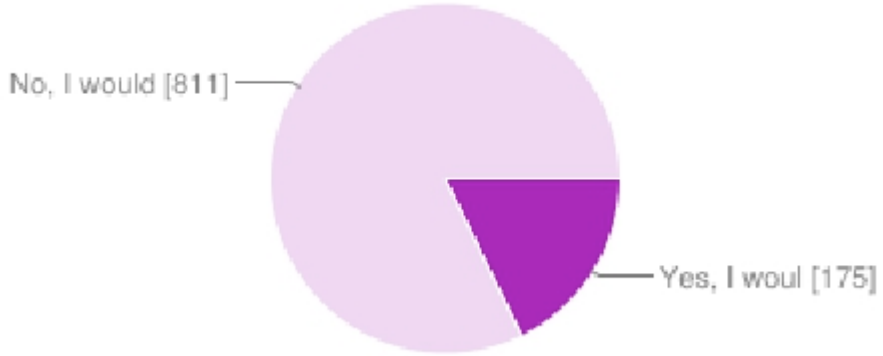

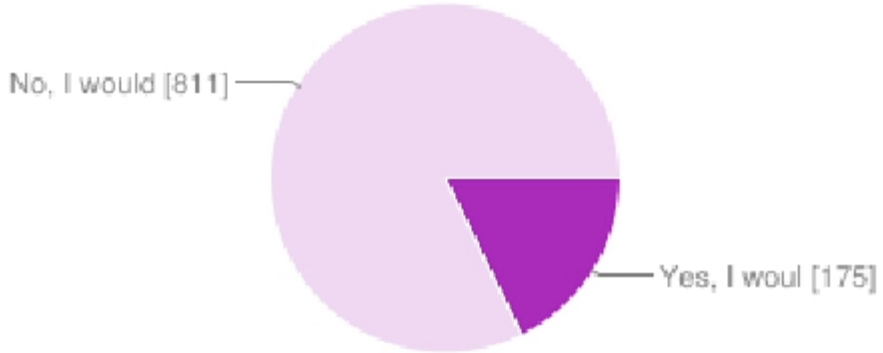

Yes, I would.	**175**	18%
No, I would not.	**811**	82%
Yes, I would.	**175**	18%
No, I would not.	**811**	82%