

Comprehensive Evaluation – Danielson – Certificated Classroom Teacher

Districts create procedures and practices to establish criterion scores and the eight criterion are summed equally to create a summative rating.



Criterion scores include applicable framework rubrics and Washington state student growth rubrics.

The student growth impact rating is the sum of the three student growth rubric components from criteria 3, 6, and 8.


Educators with a “Distinguished” summative rating and a “Low” student growth impact rating cannot be rated higher than “Proficient.”

A “Low” student growth impact rating triggers a student growth inquiry regardless of the summative rating.


Educators with any individual student growth component score of a “1” cannot have a student growth impact rating higher than “Low” regardless of the sum of all their student growth components

Criterion Score
 Each  and  is scored 1 – 4 points. All identified rubrics (framework and student growth) must be included.


Criterion 1: Expectations

 C1 SCORE


Criterion 2: Instruction

 C2 SCORE


Criterion 3: Differentiation

 C3 SCORE


Criterion 4: Content Knowledge

 C4 SCORE


Criterion 5: Learning Environment

 C5 SCORE


Criterion 6: Assessment

 C6 SCORE


Criterion 7: Families and Community


 C7 SCORE

Criterion 8: Professional Practice

 C8 SCORE

Rubric Components (each scored 1–4)

 Student Growth Component

 Instructional and Professional Practice Component


TOTAL SCORE

Summative Rating
 The sum of all eight criterion scores

8–14	15–21	22–28	29–32
U	B	P	D*

Student Growth Impact Rating
 The sum of all five student growth components from criteria 3, 6, and 8

5–12	13–17	18–20
Low*	Average	High



Final Summative Rating
 The result of the intersection between Summative Rating and Student Growth Impact Rating

Distinguished	Proficient Rating*	Distinguished Rating
Proficient	Proficient Rating	
Basic	Basic Rating	
Unsatisfactory	Unsatisfactory Rating Plan of improvement	
	Low	Average
		High